



Delivered by
the RUAS



**BALMORAL
SHOW 2026**
13TH - 16TH MAY



Ulster Bank

LIVESTOCK

EXHIBITORS' MANUAL



SPONSORED BY





**Decoding milk data,
building robust insights.**

Recording that *delivers* for the Northern Ireland dairy farmer



Flexible service



Quick results



Clear reporting



Compatible with robots



Broad range of additional testing



CONTENTS

CONTACT DETAILS.....	2
SHOW OPENING HOURS (General Public).....	2
SPAR SHOP ON-SITE	2
IMPORTANT NOTE TO LIVESTOCK EXHIBITORS – Wristbands & Parking	4
MOVEMENTS PERMITS - CATTLE.....	5
MOVEMENTS PERMITS - SHEEP.....	5
SHOW HERD NUMBERS	5
DIRECTIONS TO BALMORAL PARK	6
VEHICLE & TRAILER PARKING.....	6
STAFF ATTENDING LIVESTOCK.....	7
WRISTBANDS.....	7
CATTLE BARN MANAGEMENT TEAM	8
VET.....	8
LIVESTOCK ARRIVAL & DEPARTURE TIMES	8
DEPARTURE ARRANGEMENTS	9
CATTLE GENERAL INFORMATION	10
PREPARATION OF STALLS	12
PARADE OF CATTLE	12
GENERAL INFORMATION – ALL LIVESTOCK SECTIONS	12
CORRECT DRESS/ASSISTANTS – CATTLE, SHEEP GOATS AND PIGS	12
FEEDING BEDDING LIVESTOCK.....	12
CUPS & TROPHIES.....	14
STALL & PEN ALLOCATION.....	14
STAYING ON SITE.....	14
TOILETS & SHOWERS.....	14
BABY CHANGING FACILITIES.....	14
CATERING ON SITE.....	15
FIRST AID FACILITIES	15
ATM'S	15
SPEED LIMIT	15
GAS / ELECTRIC SAFETY	16
COMPLAINTS PROCEDURE.....	16
SECURITY PRECAUTIONS	16
ROLES & RESPONSIBILITIES OF EXHIBITORS	17
INSURANCE	17
CODE OF CONDUCT FOR EXHIBITORS STAYING ON SITE	18
GATES, CAR PARK & WRISTBAND OFFICES MAP	20

CONTACT DETAILS

Royal Ulster Agricultural Society
Eikon Exhibition Centre
Balmoral Park
Halfdown Road
Lisburn
BT27 5RD
Sat Nav use BT27 5RL

RUAS Office ☎ 028 90 665225

www.balmoralshow.co.uk

SHOW OPENING HOURS (General Public)

Wednesday – Friday 9.30am - 7.00pm, Saturday 9.30 am – 6.00 pm

The Show Office is located beside the Gate G.

Livestock exhibitors can enter the Show from 6.00 am each morning via Gate 6, Bog Road

SPAR SHOP ON SITE



The SPAR shop, located in the centre of the Show, will be open for livestock & trade exhibitors, contractors, etc. from Monday, 11 May

Available in shop

Hot drinks - tea, coffee, sandwiches, confectionery, cold drinks, milk, bread, toiletries etc.

10% discount for wristband wearers. (excludes cigarettes & tobacco)

Shop opening hours

Pre-Show

Monday, 11 May, 8 am – 4 pm

Tuesday, 12 May, 8 am – 4 pm

Show days

Wednesday, 13 May, 7 am – 8 pm

Thursday, 14 May, 7 am – 8 pm

Friday, 15 May, 7 am – 8 pm

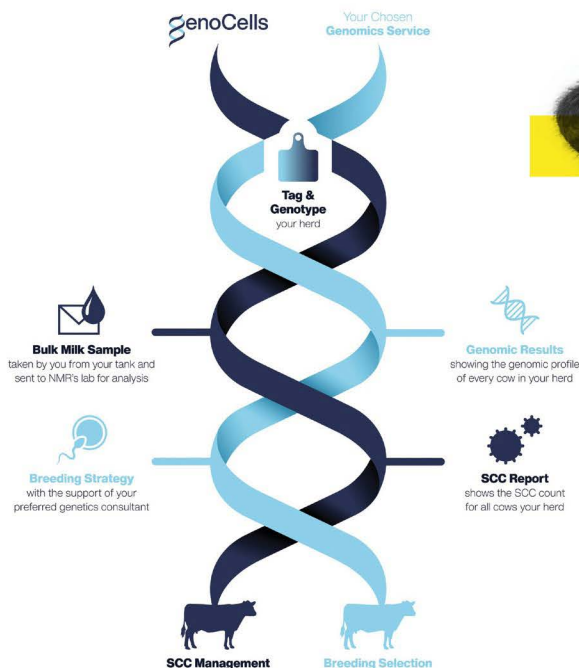
Saturday, 16 May, 7 am – 6 pm



**Genomics *decoded* to
assist herd management.**



Individual cow SCCs from one **bulk tank** sample. Remarkable, but *how*?



Exclusive to NMR, *GenoCells* is an accurate, flexible and convenient method of obtaining individual cell counts for your herd from a single bulk sample. Results are rapid, enabling efficient and appropriate treatment of each animal, so you manage your herd effectively.

FASCINATED? CONTACT JENNY DALLAS FOR MORE INFO
07896 565663 | JENNYDA@NMRP.COM
MORE AT > NMR.CO.UK

genoCells
From NMR

IMPORTANT NOTE TO LIVESTOCK EXHIBITORS –

WRISTBANDS & PARKING

Wristbands, Parking & Entry

PRE-SHOW

Before You Arrive at the Venue

Due to limited connectivity, Digital Collection Vouchers must be downloaded on your phone or printed **before arriving on site**. These can be accessed through your [Online Portal](#).

Arriving on Site

1. Make your way to the nearest Wristband Office. (see map for locations)
2. Scan your Digital Collection Voucher and print your wristbands. These will permit entry to the Show on the days specified.
3. Cattle exhibitors, collect your livestock numbers and straw tickets from the Permits/Barn Management Office in the Logan Hall.
Sheep exhibitors, your livestock numbers will be issued by staff during the sheep scanning process.
All other livestock exhibitors, please collect your livestock numbers from the Wristband Office 9.

Multiple Digital Collection Vouchers

If you have purchased or been allocated more than one voucher, you can choose one of the following options:

1. Print all wristbands yourself and distribute them manually.
2. Email each voucher from your Online Portal to the recipients, allowing them to print their wristbands upon arrival on site.

SHOW DAYS

Before You Arrive at the Venue

All pre-purchased digital car parking vouchers must be printed **before arriving on site** and clearly displayed in your vehicle windscreen.

Arriving on Site

1. Follow the designated route to your allocated car park.
2. After parking, make your way to your nearest Entry Scanning Point.
3. Scan your wristband to gain entry to the Venue.
4. Enjoy the Show!

Multiple Digital Collection Vouchers

If you have purchased or been allocated more than one voucher, you can choose one of the following options:

1. Print all wristbands yourself and distribute them manually.
2. Email each voucher from your Online Portal to the recipients, allowing them to print their wristbands upon arrival on site.

Please note, all QR codes can only be scanned once each day.

MOVEMENTS PERMITS - CATTLE

Please note that no paper copies of movement permits will be accepted; all movements must be completed through the NIFAIS system. Print out the electronic transfer before you come to the show, and deliver it to Alex Woods in the Logan Hall, where you will also pick up your competition numbers and straw tickets.

As animals from Southern Ireland will not be attending this year's Balmoral Show, enhanced checks for BVD through DAERA are not required.

NI animals entering the show will be subject to checks by NIFAIS for moves as normal. These checks include those related to the new BVD restrictions introduced over the past year as part of NI's BVD control programme. If a herd is ineligible for any reason, including BVD restrictions, the move will be rejected by the NIFAIS system. The herd keeper will be informed as to why they have been rejected. Details of the new BVD controls are available on the DAERA website [Bovine Viral Diarrhoea \(BVD\) Herd Restrictions | Department of Agriculture, Environment and Rural Affairs](#)

MOVEMENTS PERMITS - SHEEP

Movement permits should be delivered to the cabin beside the sheep rings; if the cabin is closed, please post them in the box.

All sheep will be scanned on arrival and uploaded to NIFAIS.

Pig permits must be given to the arrival's steward.

Goat permits must be given to the arrival's steward.

SHOW HERD NUMBERS

SHOW HERD NUMBER – CATTLE S09001
SHOW HERD NUMBER – SHEEP 799998
SHOW HERD NUMBER – GOATS S09001G
SHOW HERD NUMBER – PIGS S09001P



**Taking positive action
on Johne's Disease.**



DIRECTIONS TO BALMORAL PARK

Exhibitors must follow the exhibitor route to access the showgrounds via Gate 6 Bog Road. When you arrive, you will be directed to your car park by security – please have all relevant online parking tickets ready for inspection to help avoid any unnecessary congestion. If you do not have a parking ticket, you will be directed to the orange car park, and payment will be made by parking management. Please note that you cannot enter the Bog Road on Show Day from the Halftown Road. See the map below showing the route; this can also be found on our website.

Car park tickets must always be displayed on the windscreen.



VEHICLE & TRAILER PARKING

Parking will be available on the Monday/Tuesday preshow only if you have purchased a ticket. Please remember to print your ticket from your Portal and display it clearly on the windscreen.

If advanced tickets are not purchased, parking will be available during the show in the orange exhibitor car park at the rear of the site for £15.00 per car or car trailer. All animals should be dropped off and stalled in advance. Livestock will not be permitted in the external exhibitor car parks.

Vehicles parked in any car park on Show days without the appropriate ticket displayed will be clamped or towed away.

Livestock trailers are not permitted in the yellow car park. Trailer parking must be booked and paid for in advance. Trailers will be unhooked in this car park, and corresponding tickets will be required for collection. Sleeping overnight in trailers in the trailer park is not permitted.

Please note that the caravan park is available for booking for show week on your online portal (limited availability).

STAFF ATTENDING LIVESTOCK

If you have anyone attending to your stock, they must have a wristband to gain access to non-public areas and the site during and after show hours.

This is for everyone's own safety and the safety of livestock and exhibits. If you are refused entry, offence should not be taken – please follow the rules and have the appropriate wristband.

WRISTBANDS

All wristbands must be attached correctly to your wrist to gain access to the Show. Broken or damaged wristbands must be brought to the Show Office to obtain a replacement.

Please note: Any exhibitor who is not a RUAS member and has paid less than £25, including VAT, in entry fees is not entitled to a free wristband [eggs, rabbits, and cavies]. Members can gain admission to the Show using their membership card.

Section	Wristband allocation	Notes
Cattle	1 per stall booked	Max 10 wristbands
Sheep	1 per 2 animals	Max 10 wristbands
Goats, Pigs	1 per 2 animals	Max 10 wristbands
Eggs, Rabbits & Cavies	1 per exhibitor	Only if £25 including VAT entry fees paid

Additional wristbands can be purchased on your portal and printed at the designated areas upon arrival. Wristband allocation is for 4 days and cannot be exchanged for 1-day wristbands, as they are a free allocation.

1 day wristband £16

4-day wristband £60

Vehicle occupants without wristbands will be directed to the nearest pay point, where they will be charged the appropriate admission fee.

Any person found making unlawful resale copies (or attempting to sell the wristbands) or tickets will be removed from the show without a refund or other compensation. Entries will be cancelled, and a possible ban on future years will be issued.

All wristbands must be worn on the wrist and permanently fastened during the event. Wristbands not worn as directed will be retained at the entrance gates. Tampering will invalidate the wristbands. Stretching, tearing, taping, or cutting the wristbands is not permitted. If wristband tampering is evident, the wristband will be voided, and the wearer will be refused entry.



**We offer shuttle hire
for robotic milking.**



CATTLE BARN MANAGEMENT TEAM

On arrival, if you have a query regarding your stall, please contact:

William McElroy ☎ 07845 098398
Alex Woods ☎ 07710 631536
Gary Hanna ☎ 07968 181494
Leanne Workman ☎ 07775 701277

There will be an overnight Barn Manager onsite from 7.00pm to 7.00am

Or contact Karen Hughes at the Show Office.

VET

If an animal requires attention, please refer to the vet rota on display in your area or telephone: -
24-hour vet outside of show hours 18:00 - 08:30. Call Lisburn Veterinary Clinic 028 9266 2661 or 07739 189524.

LIVESTOCK ARRIVAL & DEPARTURE TIMES

PLEASE READ AND DO NOT ARRIVE BEFORE YOUR SCHEDULED TIME

Entrance via **Gate 6, Bog Road only.**

SHEEP ARRIVALS

Tuesday 12 May Gate D - 8.00 am to 10.00 pm

Pens will be set aside for Dressing crates.

SHEEP MUST ARRIVE ON TUESDAY. NO SHEEP ARE PERMITTED TO ARRIVE ON WEDNESDAY MORNING.

SHEEP DEPARTURES

Saturday 16 May after 6.00 pm

The Champion Sheep S124 will qualify for the Champion of Champions, which will take place on Saturday, 16 May, at 4.45 pm in the Main Arena immediately after the cattle parade.

GOAT ARRIVALS

Tuesday 12 May Gate D – 8.00 am – 5.30 pm (milked out by 7.00 pm)

GOAT DEPARTURES

Saturday 16 May after 6.00 pm

The Champion Goat S128 will qualify for the Champion of Champions, which will take place on Saturday, 16 May, at 4.45 pm in the Main Arena immediately after the cattle parade.

PIG ARRIVALS

Tuesday 12 May Gate D – 8.00 am – 10.00 pm

PIG DEPARTURES

Saturday 16 May after 6.00 pm

The Champion Pig S166 will qualify for the Champion of Champions, which will take place on Saturday, 16 May, at 4.45 pm in the Main Arena immediately after the cattle parade.

EGGS, DECORATED EGGS, RABBITS & CAVIES ARRIVALS

Tuesday 12 May Gate D – 2 pm – 8 pm

EGGS, DECORATED EGGS, RABBITS & CAVIES DEPARTURES

Saturday 16 May – after 6.00 pm and before 8.30 pm

Champion Rabbit S217 and Champion Cavy S219 will qualify for the Champion of Champions, which will take place on Saturday, 16 May, at 4.45 pm in the Main Arena immediately after the cattle parade.

BEEF CATTLE ARRIVALS

Monday 11 May Gate D – 12.00noon – 10.00 pm

Tuesday 12 May Gate D – 8.00 am – 10.00 pm

BEEF CATTLE DEPARTURES

Saturday 16 May after 6.00 pm

The Champion Beef Breed S330 should remain in the ring after the cattle parade for the Champion of Champions.

DAIRY CATTLE ARRIVALS

Wednesday 13 May Gate D – 6.00 am – 7.30 am or 8.30 pm – 10.00 pm

Thursday 14 May Gate D – 6.00 am – 7.30 am

Friday 15 May Gate D – 6.00 am – 7.30 am

DAIRY CATTLE DEPARTURES

Saturday 16 May after 6.00 pm

The Champion Dairy Breed S368 should remain in the ring after the cattle parade for the Champion of Champions.

Any vehicles on site must be removed to the appropriate car park before 7.30 am on Show mornings.

NO EXCEPTIONS.

Please adhere to the above arrival/departure times. Arrivals after the stated times may be refused entry.

DEPARTURE ARRANGEMENTS

No animal may be removed from the Show before the time stated for departure except in the case of illness requiring immediate veterinary treatment. Checks will be made at gates on any livestock trailers leaving the site. To obtain permission to remove an animal in such circumstances, contact should be made with a senior member of RUAS staff or the chief steward. The animal will be examined by the veterinary surgeon appointed, and on his certifying that the animal is ill, and that the necessary veterinary treatment cannot be delayed without serious risk of damage to the animal and recommending its removal, the owner will be furnished with the necessary paperwork to leave the Showgrounds.

Priority will be given to exhibitors who have trailers in the trailer park over exhibitors arriving on Saturday evening with trailers to collect livestock. The stock removal pass must be displayed to enter via Gate D to collect livestock.

No animals are to be walked through the Showgrounds at any time.

NB: Please do not load your animals before the official departure time, as heavy traffic may take some time to exit the site.

Individual cow SCCs
from one **bulk tank** sample.
The simple genius of **genoCells**
From NMR



IMPORTANT INFORMATION TO EASE THE REMOVAL OF LIVESTOCK ON SATURDAY AFTER THE SHOW CLOSES

Livestock Removal will be on Saturday night after the show closes.

As most of you know, the couple hours after the show close can be very busy with livestock exhibitors and trade stands trying to get on site to remove animals or break down stands. We appreciate that it can be a testing time, and we are continually try to improve this. Please be patient and follow the directions of the uniformed steward.

If you have a trailer in the trailer park and you are parked in the yellow car park

Those with vehicles in the yellow car park will be permitted to leave the car park at an agreed time around 5pm (security will be made aware of the time), and, between the movement of the shuttle buses, will be directed to the trailer park to collect trailers and form a queue to load cattle, sheep, pigs or goats. Please follow the directions given by security to make sure you are in the correct queue, as sheep, pigs, and goats will have a different route to the cattle. After collecting your livestock, you will be directed out of Gate D, and you will follow directions to the exit routes.

If you have a trailer in the trailer park and you are parked in the orange car park

Those with vehicles in the orange car park will be permitted to leave the car park and make their way to the trailer park, only as directed by security and when congestion can be limited. This will not be until after 6 pm – no queues before this time. You will enter the Showgrounds via Gate D, follow the one-way system to collect your trailer from the trailer park, and join the queue to load livestock. Please follow the directions given by security to make sure you are in the correct queue, as sheep, pigs, and goats will have a different route to the cattle. After collecting your livestock, you will be directed out Gate D, and you will follow directions to the exit routes.

If you are coming in on Saturday evening to collect livestock with your car and trailer

Livestock exhibitors arriving to collect animals should not arrive before 6 pm. All livestock exhibitors should enter the site via Gate 6, Bog Road. If you arrive before 6 pm on Saturday, you will be directed to the Orange Car Park to wait until vehicle access can be allowed onto the site. There will be **no queuing** as in previous years as this causes major congestion. Access to the Show site will be via Gate D.

CATTLE GENERAL INFORMATION

SHOW HERD NUMBER- CATTLE S09001

RESPONSIBILITIES OF EXHIBITORS AND THEIR STOCK ATTENDANTS IN CONTROLLING THEIR ANIMALS

The majority of cattle brought to agricultural shows are well-trained and docile. From time to time, however, some animals do become agitated, and the presence of large crowds of spectators, particularly on the roads leading to and at the entrances of the Cattle Rings, can contribute to such agitation and thus be the cause of a very definite safety hazard.

To minimise the risk of accident and injury in these areas, special provisions will be made in the form of a pedestrian-free walkway from the cattle lines and a holding area opposite the entrance to the cattle lawns. This is not a cattle preparation area, and tack boxes and other obstructions are prohibited. The public will be excluded from these areas, and uniformed stewards will only permit access to judges, stewards, and exhibitors wearing authorised badges or wristbands.

The dairy cattle section of Logan Hall will be closed to the general public on Friday morning during judging. Wristbands have been allocated to dairy cattle exhibitors and only stewards or exhibitors with these wristbands will be allowed entry to the dairy lines. Please note that membership cards and other tickets will not be valid for this purpose.

The co-operation of exhibitors is sought in the implementation of these arrangements and in ensuring that at no time are animals led or exercised outside the defined areas of control. Exhibitors will have noted earlier in this

manual the Society's policy on safety that all exhibitors have a duty "to act responsibly" to minimise the risk of accident.

It is the responsibility of all exhibitors to ensure that their animals are properly halter trained and cattle should always be led by competent handlers. In the past concern has been expressed about the ability and competence of children to undertake this task. Failure to properly prepare an animal for showing at Balmoral could lead to such exhibitors being barred from entering future shows staged by the Society. Exhibitors are reminded that stewards have full authority to take appropriate action should it be felt that any animal is not properly trained or that any handler is not competent to be in control of his or her animal.

It is compulsory that ALL beef animals entered wear snaffles and all bulls wear permanent rings, for which exhibitors will be held responsible. No exceptions.



NO SNAFFLE OR PERMANENT RING = NO SHOWING

Information boards will be produced by Breed Plan for those breeds within that scheme and by Signet for those who are members of their scheme.

GROOMING

Grooming of animals will not be allowed in the ring.

ASSISTANTS

Exhibitors must provide competent persons to take charge of their stock at all times while on the showgrounds. There should be at most one handler in the ring per animal, except for bulls, where two handlers are allowed. If more than one handler is required, this will be at the stewards discretion.

NECK NUMBERS

Neck numbers will be included in your pack and collected at the Livestock Office at the Logan Hall.

CCTV

CCTV will operate in the Livestock halls, and throughout the show.

STALLING

The stalling provided by the RUAS is 2.45m high from the floor to the top of the stalling bar by 1.39m wide, with a depth of 3m. Exhibitors are permitted to erect a framework on the sides of the stalls up to the height of the side trombone dividers, 1.2m maximum height. A tension wire will be erected along the top of the stalling, making the height from the ground to the top of the wire 3m. The wire is there as a guide to the height you must not exceed. Lightweight PVC banners may only be attached to this wire.

Exhibitors are strictly prohibited from moving stall names to a different location. Any problems with stalling should be discussed with Karen Hughes in the Show Office.

Exhibitors are not permitted to transfer stalls that they had originally booked but no longer require to another exhibitor.

Exhibitors must ensure that cattle are placed in the stalls allocated to them. Using other exhibitors stalls for preparation of your animals is strictly prohibited.

PREPARATION OF STALLS

The Showgrounds will only be open for stall preparation prior to animals arriving at the following times: -

Saturday 9 May – 8.00 am to 6.00 pm

Sunday 10 May – 8.00 am to 5.00 pm

Arrival outside of these times will result in refusal of admission to the showgrounds.

PARADE OF CATTLE

SATURDAY, MAIN ARENA

- The parade will assemble in the Cattle Rings at 3.30 pm with the parade in the Main Arena at 3.45 pm.
- Animals placed first and second are required to parade - other prizewinning cattle are invited to participate.
- Animals will not be allowed to leave their stalls until instructed by breed chief stewards in liaison with the section chief steward.
- A designated cattle walkway will be put in place prior to the start of the parade.
- The Parade will leave the Cattle Rings for the Main Arena at approximately 3.30 pm.
- The Beef and Dairy Inter Breed Champions will lead the parade, followed by each breed in Prize Schedule order, with the Champion and Reserve Champion leading their respective breed.
- Pairs selections should parade in catalogue order within their own breed and only pair-off on entry to the arena as directed by stewards.
- From 30 minutes prior to the parade until cattle have been returned to their stalls, access to the stalls, roadways and holding areas is restricted to stewards, exhibitors, and authorised members of staff. Visitors to the Show are not permitted in these areas during these times.

GENERAL INFORMATION – ALL LIVESTOCK SECTIONS

CORRECT DRESS/ASSISTANTS – CATTLE, SHEEP GOATS AND PIGS

Exhibitors are particularly requested to provide plain white coats or breed regulation dress for all persons attending their animals in the judging rings or in parades. Reference to a sponsor or the herd shown will only be permitted on the breast pocket of white coats. White coats are obligatory for sheep and goat exhibitors.

FEEDING BEDDING LIVESTOCK

The Society does not take charge of or feed any livestock. Hay will not be supplied by the Society. Exhibitors should arrange their own supply of fodder.

Equestrian & Farm Feeds, Lisburn – available on site during Show

Tel: 028 92677 640 www.efflisburn.com



Some feed supplies will be available to buy on-site. Orders can be placed from their unit located within the stable area or ordered in advance and delivered to you at the Show for your animals staying onsite or for after the Show.

Sheep, Pigs, and Goat pens are all pre-bedded. Straw is available each morning for re-bedding. On Monday 11 May and Tuesday 12 May, cattle exhibitors should use their straw tickets in their pack, which allows one bale per stall between the hours of 12 noon – 8pm. Additional limited supplies of straw will be available at the back of the Logan Hall each show day morning.

All areas adjacent to your stables or pens should be cleared of soiled straw. This should be taken to the designated areas provided before 8am in the morning.



Giving farmers a helping hand

We're proud to have supported
agri businesses for almost 200 years.
Find out how we could help yours.

Search **Ulster Bank** agriculture

TOMORROW BEGINS TODAY



Ulster Bank

CUPS & TROPHIES

All cups and trophies in the possession of the Society are available to be claimed by winners but cannot be collected until after the council meeting succeeding the Show, subject to satisfactory security. All such cups and trophies must be returned to the RUAS Office, Balmoral Park at least 2 weeks before the next Show. Returned cups and trophies should be cleaned and in good condition.

A number of cups and trophies are presented by breed clubs and other donors. These can be claimed from the appropriate organisation.

STALL & PEN ALLOCATION

The moving of stalls/pens names by exhibitors to a different location is strictly prohibited. Any problems with stalling should be discussed with Karen Hughes in the Show Office.

STAYING ON SITE

There are a limited number of caravan sites available during the Show for livestock exhibitors. Pitches can be booked with your car parking online or via the order form. Electrical hook-up is included in the price of the caravan site.

Only exhibitors /stock attendants with wristbands can stay on site and/or in the caravan park. Separate rules and regulations are available for the caravan park and must be adhered to. (See also code of conduct).

PLEASE NOTE THAT YOU ARE NOT PERMITTED TO STAY OVERNIGHT IN LIVESTOCK TRAILERS IN THE TRAILER PARK OR CARS IN THE YELLOW CAR PARK.

TOILETS & SHOWERS

From Monday before the show, toilets and showers will be open adjacent to the cattle accommodation, sheep shearing accommodation, and in the equine stable area. Disabled toilets are located adjacent to all toilet blocks.

BABY CHANGING FACILITIES

Located adjacent to Public Entrance 1. See the show map for locations.



**Genomics *decoded* to
assist herd management.**



CATERING ON SITE

Pre-Show Catering

A food unit will be open onsite from Saturday 9 May.

Spar Shop, Balmoral Bistro, and a number of fast-food units are open from Monday, 11 May.

The Catering Unit at the side of Logan Hall is open from 12 noon on Tuesday, 12 May.

Show days

There are various fast-food options available throughout the Show.

FIRST AID FACILITIES

- Eikon Exhibition Centre - First Aid Room
- Beside Arena 2 (Ambulance)
- Park Centre East (located beside the members enclosure)
- Beside Arena (Ambulance)
- A team of paramedics and a doctor are also on duty.

ATM'S

ATMs are located in the Ulster Bank marquee at the Arena and in the Eikon Shopping Village.

SPEED LIMIT

Extreme care must be taken when driving vehicles in and around the Show site. A speed limit of 5mph will be always in operation.



**Taking positive action
on Johne's Disease.**



GAS / ELECTRIC SAFETY

In accordance with the health and safety executive guidance Note PM32 it is a requirement that all portable apparatus is checked for electrical safety (PAT tested) and provided with an electrical safety certificate. Any appliance without a PAT test certificate will be tested by the Show electrician and must be removed if it fails the test. Trailing electrical cables are also identified as being a major safety hazard and their use across aisles is prohibited.

Please do not bring kettles, microwaves, or any other similar electrical equipment to the livestock stalling areas. Apart from being a fire and safety hazard, disruption to power supplies is inevitable due to the overloading of temporary circuits by such items.

The use of gas stoves for food preparation is prohibited in the livestock areas, as this constitutes a serious fire risk. The use of generators is also strictly prohibited.

COMPLAINTS PROCEDURE

Should for any reason you have a complaint during the Show please ensure that you contact Rhonda Geary, Operations Director in the Show Office. Complaints forms are available from the Show Office.

SECURITY PRECAUTIONS

Unattended tack boxes should always be locked.

Communication arrangement – In the event of an emergency, an announcement informing the public and exhibitors of the emergency situation and the actions to be taken will then be broadcast over the public address system.

In the event of the public address system not being available for use information will be conveyed using loud hailers.

On receiving instructions to evacuate do not attempt to take your animals with you. Ensure they are securely stalled and leave as requested.



**We offer shuttle hire
for robotic milking.**



ROLES & RESPONSIBILITIES OF EXHIBITORS

Whilst the Society has a major responsibility it must be stressed that exhibitors have an equal responsibility, and the Council hopes that all exhibitors will treat this responsibility seriously and so minimise the risk of accident and injury. In essence, this comes down to common sense, but a number of specific regulations are included in the prize schedule, and this manual and additionally other specific arrangements are advised separately to exhibitors as part of their general instructions.

- Being alert to obstructions or hazards that may lead to slip, trip and fall, or other accidents – particularly electric cables.
- Competent persons to lead livestock.
- No children in unauthorised areas or close to livestock where an accident can occur.
- No vehicles or livestock movements in unauthorised areas.

It is also recognised that all trade or stock exhibitors at agricultural events organised by the Society have a responsibility for their personal safety and a duty of care to their fellow exhibitors and to any other person (including the public) who has reason to be on the premises.

This responsibility includes: -

- The duty to comply with safety instructions and directions as included in the rules and regulations and instructions to exhibitors for the various events.
- The duty to refrain from wilful misuse or interference with anything provided in the interests of health, safety, and welfare and any action that might endanger themselves or others.
- The duty to use properly the means and facilities provided for health, safety and welfare.
- The duty to ensure that, where appropriate, the necessary safety instructions are passed on to all other persons who may be involved with the exhibit at any time during the event.

INSURANCE

Exhibitors are required to provide their own insurance against fire, theft and other appropriate risk not only with regards to their own property but also against any third-party claims.

Every exhibitor must have Public Liability Insurance (we recommend a minimum of 5 million GBP cover however independent advice should be sought from your Insurance Broker) and should bring a copy of their certificate of insurance with them.

Acceptance of the previous two provisions shall be a condition of entry.

Each exhibitor shall be solely responsible for any consequential or other loss, injury, or damage done to, occasioned by, or arising from any animals or item exhibited by him whether or not due to the negligence of the Society or any of its servants, agents, sub-contractors or other entrants, exhibitors or invitees and for its description as given in the catalogue.

In no case will the Society be responsible for the safe delivery or dispatch of exhibits.

Exhibitors shall indemnify the Society against all legal proceedings in regard thereto.

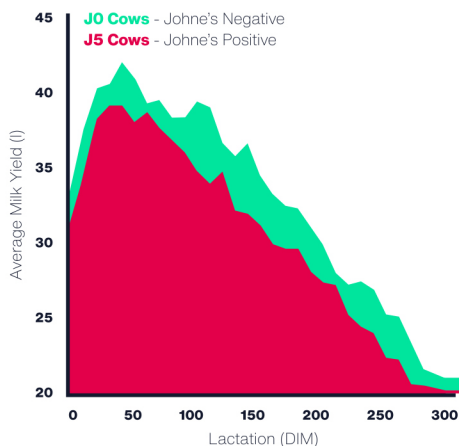
CODE OF CONDUCT FOR EXHIBITORS STAYING ON SITE

- Only those who are attending to animals and have valid wristbands will be permitted to stay on site after Show hours. This will be policed, and those without wristbands will be removed from the site.
- Exhibitors are not permitted to drink alcohol in the stable area.
- You must always act responsibly and refrain from any act which would endanger you or others or animals.
- You are not permitted to handle stock other than your own unless you have the permission of the owner.
- You must stay within your own area and not interfere with any other livestock or trade stands.
- Security has the right to remove anyone from the Showgrounds if they are behaving in an inappropriate manner.
- Vehicles are not permitted to move around the Showgrounds after 8pm.
- You must respect the property of others.
- If you are found to have caused any damage to the property of the RUAS or any other exhibitors at the Show you will be liable for all costs.
- Anti-social behaviour will not be tolerated and will be referred to the PSNI.
- Any exhibitor attempting to show stock whilst intoxicated will be prohibited from the judging ring.
- Fractious animals will also be prohibited from the judging ring and/or parades.
- Exhibitors who wilfully ignore instructions may find that they will be barred from exhibiting at future shows organised by the Society.
- Anyone found to be in breach of these rules will be banned from the Showgrounds for the remainder of the Show and for future years.

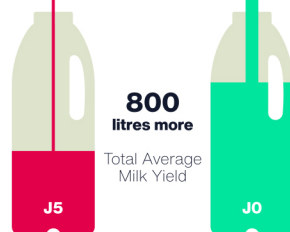
Individual cow SCCs
from one **bulk tank** sample.
The simple genius of **genoCells**
From NMRc



Take positive action on **Johne's**



A Johne's J0 Negative cow will produce about **800 litres more milk** than a Johne's J5 Positive cow over an average 305-day lactation.

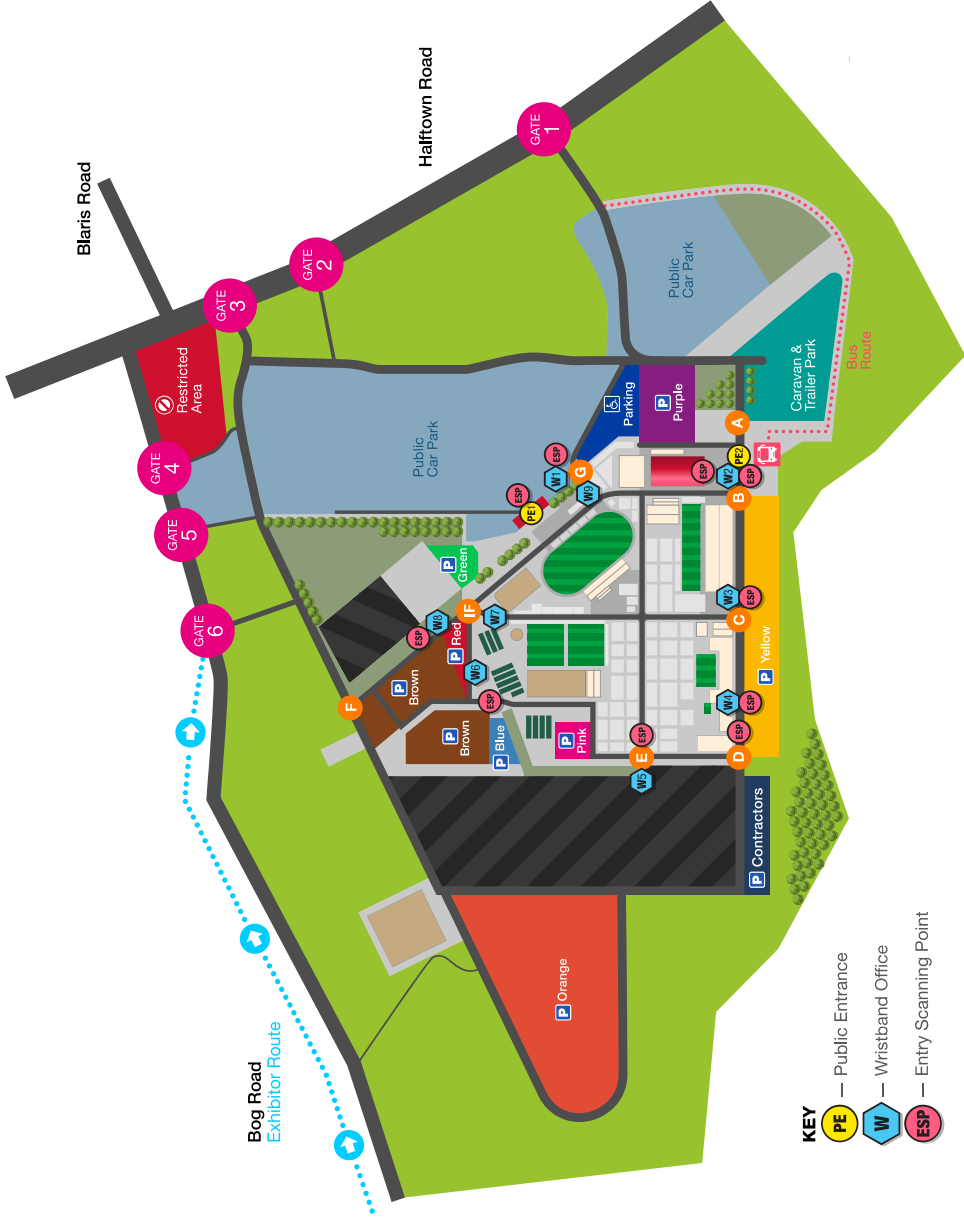


We are able to provide a Johne's testing scheme to suit all dairy farmers. Work with your vet to make sure you are on the right scheme and you are getting the most out of the results. If you milk record we can use those samples for Johne's testing, saving time and money, and if not we can provide easy milk sampling kits.

CONTACT CUSTOMER SERVICES:
03330 043043 | CUSTOMERSERVICES@NMRP.COM

J ACTION HNE'S
Supported by **NMRP**

GATES, CAR PARK & WRISTBAND OFFICES MAP



- KEY**
- PE — Public Entrance
 - W — Wristband Office
 - ESP — Entry Scanning Point

The NMR logo is positioned in the top left corner, featuring the letters 'NMR' in a white, bold, sans-serif font, with a stylized circular symbol to the right. The background of the logo is a dark blue rectangle. The entire page is decorated with a pattern of overlapping, semi-transparent colored rectangles in shades of yellow, green, red, blue, and black, creating a modern, abstract design.

NMR

Shuttle Hire for Robotic Milking

A comprehensive and convenient shuttle hire service for DeLaval, Lely or Fullwood* milking systems, our Ori Collector Shuttles enable farmers to test for pregnancy, SCC and Johne's disease. Our team will oversee the entire process. Please contact the NMR team to arrange a suitable date. The Shuttle Hire service can be booked on an ad hoc basis, or we can include it with your regular milk recording.

CONTACT CUSTOMER SERVICES:
03330 043043 | CUSTOMERSERVICES@NMRP.COM

BALMOREAL FOR 2026



**BALMORAL
SHOW 2026
13TH - 16TH MAY**



LET'S GET SOCIAL



#BalmoralShow