

# LIVESTOCK EXHIBITORS' MANUAL



**BALMORAL  
SHOW 2025**  
14<sup>TH</sup> - 17<sup>TH</sup> MAY



Ulster Bank





NMRO

Decoding milk data,  
building robust insights.

# Recording that *delivers* for the Northern Ireland dairy farmer



**Flexible service**



**Quick results**



**Clear reporting**



**Compatible with robots**



**Broad range of additional testing**



CONTACT CUSTOMER SERVICES:  
03330 043043 | [CUSTOMERSERVICES@NMRP.COM](mailto:CUSTOMERSERVICES@NMRP.COM)

# CONTENTS

CONTACT DETAILS.....	2
SHOW OPENING HOURS (General Public).....	2
SPAR SHOP ON-SITE .....	2
DIRECTIONS TO BALMORAL PARK .....	4
VEHICLE & TRAILER PARKING.....	4
LIVESTOCK DELIVERY AND REMOVAL PASS.....	5
STAFF ATTENDING LIVESTOCK.....	5
WRISTBANDS.....	5
CATTLE BARN MANAGEMENT TEAM .....	6
VET.....	6
LIVESTOCK ARRIVAL & DEPARTURE TIMES .....	6
DEPARTURE ARRANGEMENTS .....	7
CATTLE GENERAL INFORMATION .....	8
PREPARATION OF STALLS .....	9
PARADE OF CATTLE .....	10
GENERAL INFORMATION – ALL LIVESTOCK SECTIONS.....	10
CORRECT DRESS/ASSISTANTS – CATTLE, SHEEP, GOATS AND PIGS.....	10
FEEDING BEDDING LIVESTOCK.....	10
CUPS & TROPHIES.....	11
STALL & PEN ALLOCATION.....	11
STAYING ON SITE.....	11
TOILETS & SHOWERS.....	11
BABY CHANGING FACILITIES.....	11
CATERING ON SITE.....	11
FIRST AID FACILITIES .....	12
ATM'S.....	12
SPEED LIMIT .....	12
GAS / ELECTRIC SAFETY .....	12
COMPLAINTS PROCEDURE.....	12
SECURITY PRECAUTIONS .....	12
ROLES & RESPONSIBILITIES OF EXHIBITORS.....	13
INSURANCE .....	13
CODE OF CONDUCT FOR EXHIBITORS STAYING ON SITE .....	14
GATES AND CAR PARK MAP .....	16
EXHIBITORS FRIDAY FLING .....	19

## CONTACT DETAILS

Royal Ulster Agricultural Society  
Eikon Exhibition Centre  
Balmoral Park  
Halfdown Road  
Lisburn  
BT27 5RD  
Sat Nav use BT27 5RL

**RUAS Office** ☎ 028 90 665225

[www.balmoralshow.co.uk](http://www.balmoralshow.co.uk)

## SHOW OPENING HOURS (General Public)

Wednesday and Saturday 9.30 am – 6.00 pm, Thursday 9.30 am – 8.00 pm,  
Friday 9.30 am – 7.00 pm

The Show Office is located beside the Arena.

Livestock exhibitors can enter the Show from 6.00 am each morning via Gate 6, Bog Road, with the correct vehicle pass and wearing the appropriate wristband.

## SPAR SHOP ON SITE



The Spar shop, located in the centre of the Show, will be open for livestock & trade exhibitors, contractors, etc. from Monday, 12 May

### Available in shop

Hot drinks - tea, coffee, sandwiches, confectionery, cold drinks, milk, bread, toiletries etc.

10% discount for wristbands wearers. (excludes cigarettes & tobacco)

Shop opening hours

### Pre-Show

Monday, 12 May, 10 am – 4 pm

Tuesday, 13 May, 10 am – 4 pm

### Show days

Wednesday, 14 May, 7 am – 6 pm

Thursday, 15 May, 7 am – 8 pm

Friday, 16 May, 7 am – 7 pm

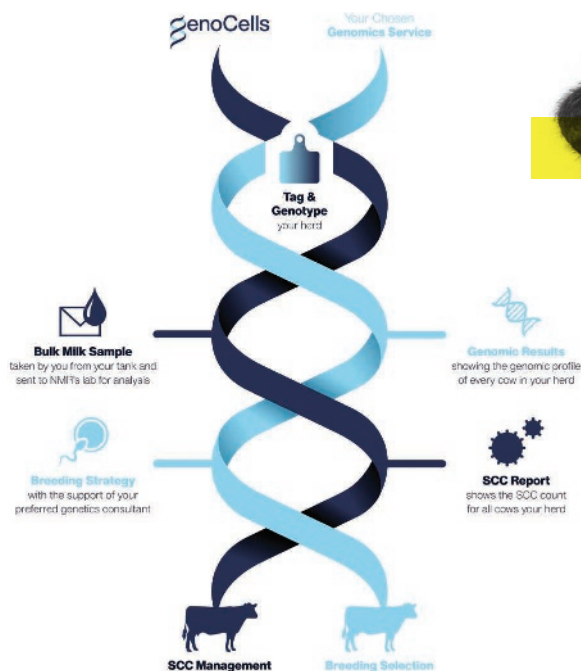
Saturday, 17 May, 7 am – 5 pm



**Genomics *decoded* to  
assist herd management.**



# Individual cow SCCs from one **bulk tank** sample. Remarkable, but *how*?



Exclusive to NMR, *GenoCells* is an accurate, flexible and convenient method of obtaining individual cell counts for your herd from a single bulk sample. Results are rapid, enabling efficient and appropriate treatment of each animal, so you manage your herd effectively.

FASCINATED? CONTACT NMR CUSTOMER SERVICES:  
**03330 043043** | [GENOCELLS@NMRP.COM](mailto:GENOCELLS@NMRP.COM)  
MORE AT > [NMR.CO.UK](http://NMR.CO.UK)

**genoCells**  
From NMR

## DIRECTIONS TO BALMORAL PARK

Exhibitors must follow the exhibitor route to access the show grounds via Gate 6 Bog Road. When you arrive, you will be directed to your car park by security – please have all relevant parking tickets and entry wristbands ready for inspection to help avoid any unnecessary congestion. If you do not have a parking ticket, you will be directed to the orange car park, and payment will be made by parking management. Please note that you cannot enter the Bog Road on Show Day from the Halftown Road. See the map below showing the route; this can also be found on our website.

Car park tickets must always be displayed on the windscreen.



## VEHICLE & TRAILER PARKING

Parking will be available on the Monday/Tuesday preshow if you have purchased a car parking ticket for the rest of the week.

If advanced tickets are not purchased, parking will be available during the show in the orange exhibitor car park at the rear of the site at a cost of £10.00 per car or car trailer. All animals should be dropped off and stalled in advance. Livestock will not be permitted in the external exhibitor car parks.

Car park tickets must be clearly displayed on the windscreen.

**Vehicles parked in any car park on Show days without the appropriate ticket displayed will be clamped or towed away.**

Livestock trailers are not permitted in the yellow car park. Trailer parking must be booked and paid for in advance. Trailers will be unhooked in this car park, and corresponding tickets will be required for collection. Sleeping overnight in trailers in the trailer park is not permitted.

Please note that the caravan park is available for booking for show week (limited availability).

## LIVESTOCK DELIVERY AND REMOVAL PASS

No vehicle will be admitted into the Showgrounds for delivery or collection of livestock unless the livestock delivery and removal pass are shown to the security at the gate. To avoid delays please follow the instructions/directions of the uniformed security.

Exhibitors are reminded that Cattle, Sheep, Pigs, and Goats are prohibited from leaving the Show until Saturday after 6:00 p.m.

## STAFF ATTENDING LIVESTOCK

If you have anyone attending to your stock, they must have a wristband to gain access to non-public areas and the site during and after show hours.

### NO WRISTBAND = NO ADMISSION TO SITE

This is for everyone's own safety and the safety of livestock and exhibits. Offense should not be taken if you are refused entry – please follow the rules and have the appropriate wristband.

## WRISTBANDS

All wristbands are non-transferable and must be attached correctly to your wrist to gain access to the Show. Broken or damaged wristbands must be brought to the Show Office to obtain a replacement.

Please note: Any exhibitor who is not a RUAS member and has paid less than £25, including VAT in entry fees, is not entitled to a free wristband [eggs, rabbits, and cavies]. Members can gain admission to the Show using their membership card.

Section	Wristband allocation	Notes
Cattle	1 per stall booked	Max 10 wristbands
Sheep	1 per 2 animals	Max 10 wristbands
Goats, Pigs	1 per 2 animals	Max 10 wristbands
Eggs, Rabbits & Cavies	1 per exhibitor	Only if £25 including VAT entry fees paid

Additional wristbands can be purchased in advance of the show.

1 day wristband £15    4-day wristband £55

Vehicle occupants without an admission wristband will be directed to the nearest pay point, where they will be charged the appropriate admission fee.

Refunds will not be made to anyone paying at the gate on arrival who claims to have forgotten their wristband.

Any person found making unlawful resale copies (or attempting to sell the wristbands) or tickets will be removed from the show without a refund or other compensation. Entries will be cancelled, and a possible ban on future years will be issued.

All wristbands must be worn on the wrist and permanently fastened during the event. Wristbands not worn as directed will be retained at the entrance gates. Tampering will invalidate the wristbands. Stretching, tearing, taping, or cutting the wristbands is not permitted. If wristband tampering is evident, the wristband will be voided, and the wearer will be refused entry.



**Taking positive action  
on Johne's Disease.**



MORE AT [NMR.CO.UK](http://NMR.CO.UK)

## CATTLE BARN MANAGEMENT TEAM

On arrival, if you have a query regarding your stall, please contact:

William McElroy ☎ 07845 098398  
Alex Woods ☎ 07710 631536  
Alan Armstrong ☎ 07774 455070

Or contact Karen Hughes at the Show Office.

## VET

If an animal requires attention, please refer to the vet rota on display in your area or telephone: -

24-hour vet outside of show hours 18:00 - 08:30 Call Lisburn Veterinary Clinic 028 9266 2661 or 07739 189524.

## LIVESTOCK ARRIVAL & DEPARTURE TIMES

**PLEASE READ AND DO NOT ARRIVE BEFORE YOUR SCHEDULED TIME**

**Entrance via Gate 6, Bog Road only.**

**Livestock delivery/removal passes must be displayed on all vehicles.**

### **SHEEP ARRIVALS**

**It is recommended to arrive on Tuesday 13 May due to traffic congestion on Wednesday morning.**

Tuesday 13 May Gate D - 8.00 am to 10.00 pm

Wednesday 14 May Gate D - 6.00 am - 7.30 am

Please note that all sheep must be in pens on Show morning by 8.00 am

Pens will be set aside for Dressing crates.

### **SHEEP DEPARTURES**

Saturday 17 May after 6.00 pm

The Champion Sheep S98 will qualify for the Champion of Champions, which will take place on Saturday, 17 May, at 4.45 pm in the Main Arena immediately after the cattle parade.

### **GOAT ARRIVALS**

Tuesday 13 May Gate D - 8.00 am - 5.30 pm (milked out by 7.00 pm)

Wednesday 14 May Gate D - 6.00 am - 7.30 am

### **GOAT DEPARTURES**

Saturday 17 May after 6.00 pm

The Champion Goat S102 will qualify for the Champion of Champions, which will take place on Saturday, 17 May, at 4.45 pm in the Main Arena immediately after the cattle parade.

### **PIG ARRIVALS**

Monday 12 May Gate D - 12.00noon - 10.00 pm

Tuesday 13 May Gate D - 8.00 am - 10.00 pm

### **PIG DEPARTURES**

Saturday 17 May after 6.00 pm

The Champion Pig S140 will qualify for the Champion of Champions, which will take place on Saturday, 17 May, at 4.45 pm in the Main Arena immediately after the cattle parade.



**We offer shuttle hire  
for robotic milking.**





### **EGGS, DECORATED EGGS, RABBITS & CAVIES ARRIVALS**

Tuesday 13 May Gate D – 2 pm – 8 pm

### **EGGS, DECORATED EGGS, RABBITS & CAVIES DEPARTURES**

Saturday 17 May – after 6.00 pm and before 8.30 pm

The Champion Rabbit S191 and Champion Cavy S193 will qualify for the Champion of Champions, which will take place on Saturday, 17 May, at 4.45 pm in the Main Arena immediately after the cattle parade.

### **BEEF CATTLE ARRIVALS**

Monday 12 May Gate D – 12.00noon – 10.00 pm

Tuesday 13 May Gate D – 8.00 am – 10.00 pm

### **BEEF CATTLE DEPARTURES**

Saturday 17 May after 6.00 pm

The Champion Beef Breed S304 should remain in the ring after the cattle parade for the Champion of Champions.

### **DAIRY CATTLE ARRIVALS**

Wednesday 14 May Gate D – 6.00 am – 7.30 am or 8.30 pm – 10.00 pm

Thursday 15 May Gate D – 6.00 am – 7.30 am

Friday 16 May Gate D – 6.00 am – 7.30 am

### **DAIRY CATTLE DEPARTURES**

Saturday 17 May after 6.00 pm

The Champion Dairy Breed S341 should remain in the ring after the cattle parade for the Champion of Champions.

**Any vehicles on site must be removed to the appropriate car park before 7.30 am on Show mornings.**

**NO EXCEPTIONS.**

Please adhere to the above arrival/departure times. Arrivals after the stated times may be refused entry.

## **DEPARTURE ARRANGEMENTS**

No animal may be removed from the Show before the time stated for departure except in the case of illness requiring immediate veterinary treatment. Checks will be made at gates on any livestock trailers leaving the site. To obtain permission to remove an animal in such circumstances, contact should be made with a senior member of RUAS staff or the chief steward. The animal will be examined by the veterinary surgeon appointed, and on his certifying that the animal is ill, and that the necessary veterinary treatment cannot be delayed without serious risk of damage to the animal and recommending its removal, the owner will be furnished with the necessary paperwork to leave the Showgrounds.

Priority will be given to exhibitors who have trailers in the trailer park over exhibitors arriving on Saturday evening with trailers to collect livestock. The stock removal pass must be displayed to enter via Gate D to collect livestock.

No animals are to be walked through the Showgrounds at any time.

**NB: Please do not load up your animals before the official departure time stated, as heavy traffic may take some time to exit the site.**

### **IMPORTANT INFORMATION TO EASE THE REMOVAL OF LIVESTOCK ON SATURDAY AFTER THE SHOW CLOSES**

#### **LIVESTOCK REMOVAL WILL BE ON SATURDAY NIGHT AFTER THE SHOW CLOSES.**

As most of you know, the couple hours after the show close can be very busy with livestock exhibitors and trade stands trying to get on site to remove animals or break down stands. We appreciate that it can be a testing time, and we are continually try to improve this. Please be patient and follow the directions of the uniformed steward.

### **IF YOU HAVE A TRAILER IN THE TRAILER PARK AND YOU ARE PARKED IN THE YELLOW CAR PARK**

Those with vehicles in the yellow car park will be permitted to leave the car park at an agreed time around 5pm (security will be made aware of the time), and, between the movement of the shuttle buses, will be directed to the trailer park to collect trailers and form a queue to load cattle, sheep, pigs or goats. Please follow the directions given by security to make sure you are in the correct queue, as sheep, pigs, and goats will have a different route to the cattle. After collecting your livestock, you will be directed out of Gate D, and you will follow directions to the exit routes.

### **IF YOU HAVE A TRAILER IN THE TRAILER PARK AND YOU ARE PARKED IN THE ORANGE CAR PARK**

Those with vehicles in the orange car park will be permitted to leave the car park and make their way to the trailer park, only as directed by security and when congestion can be limited. This will not be until after 6 pm – no queues before this time. You will enter the Showgrounds via Gate D, follow the one-way system to collect your trailer from the trailer park, and join the queue to load livestock. Please follow the directions given by security to make sure you are in the correct queue, as sheep, pigs, and goats will have a different route to the cattle. After collecting your livestock, you will be directed out Gate D, and you will follow directions to the exit routes.

### **IF YOU ARE COMING IN ON SATURDAY EVENING TO COLLECT LIVESTOCK WITH YOUR CAR AND TRAILER**

Livestock exhibitors arriving to collect animals should not arrive before 6 pm. All livestock exhibitors should enter the site via Gate 6, Bog Road. If you arrive before 6 pm on Saturday, you will be directed to the Orange Car Park to wait until vehicle access can be allowed onto the site. There will be **no queuing** as in previous years as this causes major congestion. Access to the Show site will be via Gate D.

**VERY IMPORTANT – PLEASE MAKE SURE THAT WHOEVER IS DELIVERING OR COLLECTING LIVESTOCK HAS THE STOCK TRAVELLING PASS DISPLAYED ON THEIR VEHICLE. THIS WILL HELP AVOID UNNECESSARY DELAYS AT THE GATE AS YOU WILL BE PULLED OVER BY SECURITY TO CONFIRM YOUR DETAILS. PASSES ARE CONTAINED IN YOUR TICKET PACK.**

## **CATTLE GENERAL INFORMATION**

### **SHOW HERD NUMBER- CATTLE S09001**

### **RESPONSIBILITIES OF EXHIBITORS AND THEIR STOCK ATTENDANTS IN CONTROLLING THEIR ANIMALS**

The majority of cattle brought to agricultural shows are well-trained and docile. From time to time, however, some animals do become agitated, and the presence of large crowds of spectators, particularly on the roads leading to and at the entrances of the Cattle Rings, can contribute to such agitation and thus be the cause of a very definite safety hazard.

To minimise the risk of accident and injury in these areas, special provisions will be made in the form of a pedestrian-free walkway from the cattle lines and a holding area opposite the entrance to the cattle lawns. This is not a cattle preparation area, and tack boxes and other obstructions are prohibited. The public will be excluded from these areas, and uniformed stewards will only permit access to judges, stewards, and exhibitors wearing authorised badges or wristbands.

The dairy cattle section of Logan Hall will be closed to the general public on Friday morning during judging. Wristbands have been allocated to dairy cattle exhibitors and only stewards or exhibitors with these wristbands will be allowed entry to the dairy lines. Please note that membership cards and other tickets will not be valid for this purpose.

The co-operation of exhibitors is sought in the implementation of these arrangements and in ensuring that at no time are animals led or exercised outside the defined areas of control. Exhibitors will have noted earlier in this manual the Society's policy on safety that all exhibitors have a duty "to act responsibly" to minimise the risk of accident.

It is the responsibility of all exhibitors to ensure that their animals are properly halter trained and cattle should always be led by competent handlers. In the past concern has been expressed about the ability and competence of children to undertake this task. Failure to properly prepare an animal for showing at Balmoral could lead to such exhibitors being barred from entering future shows staged by the Society. Exhibitors are reminded that stewards have full authority to take appropriate action should it be felt that any animal is not properly trained or that any handler is not competent to be in control of his or her animal.

It is compulsory that ALL beef animals entered wear snaffles and all bulls wear permanent rings, for which exhibitors will be held responsible. No exceptions.



## **NO SNAFFLE OR PERMANENT RING = NO SHOWING**

Information boards will be produced by Breed Plan for those breeds within that scheme and by Signet for those who are members of their scheme.

### **GROOMING**

Grooming of animals will not be allowed in the ring.

### **ASSISTANTS**

Exhibitors must provide competent persons to take charge of their stock during the entire time they are on the showgrounds. There should be a maximum of one handler in the ring per animal with the exception of Bulls where they can be two handlers. If more than one handler is required, this will be at the stewards discretion.

### **NECK NUMBERS**

Neck numbers will be included in your pack.

### **CCTV**

CCTV will operate in the Livestock halls, and throughout the show.

### **STALLING**

The stalling provided by the RUAS is 2.45m high from the floor to the top of the stalling bar by 1.39m wide, with a depth of 3m. Exhibitors are permitted to erect a framework on the sides of the stalls up to the height of the side trombone dividers, 1.2m maximum height. A tension wire will be erected along the top of the stalling, making the height from the ground to the top of the wire 3m. The wire is there as a guide to the height you must not exceed. Lightweight PVC banners may only be attached to this wire.

The moving of stall names by exhibitors to a different location is strictly prohibited. Any problems with stalling should be discussed with Karen Hughes in the Show Office.

Exhibitors are not permitted to transfer stalls that they had originally booked but no longer require to another exhibitor.

Exhibitors must ensure that cattle are placed in the stalls allocated to them. Using other exhibitors stalls for preparation of your animals is strictly prohibited.

## **PREPARATION OF STALLS**

The Showgrounds will only be open for stall preparation prior to animals arriving at the following times: -

Saturday 10 May – 8.00 am to 6.00 pm

Sunday 11 May – 8.00 am to 5.00 pm

Arrival outside of these times will result in refusal of admission to the showgrounds.

**Individual** cow SCCs  
from one **bulk tank** sample.  
The simple genius of **GenoCells**  
From NMR



# PARADE OF CATTLE

## SATURDAY, MAIN ARENA

The parade will assemble in the Cattle Rings at 3.30 pm with the parade in the Main Arena at 3.45 pm.

- Animals placed first and second are required to parade - other prizewinning cattle are invited to participate.
- Animals will not be allowed to leave their stalls until instructed by breed chief stewards in liaison with the section chief steward.
- A designated cattle walkway will be put in place prior to the start of the parade.
- The Parade will leave the Cattle Rings for the Main Arena at approximately 3.30 pm.
- The Beef and Dairy Inter Breed Champions will lead the parade, followed by each breed in Prize Schedule order, with the Champion and Reserve Champion leading their respective breed.
- Pairs selections should parade in catalogue order within their own breed and only pair-off on entry to the arena as directed by stewards.
- From 30 minutes prior to the parade until cattle have been returned to their stalls, access to the stalls, roadways and holding areas is restricted to stewards, exhibitors, and authorised members of staff. Visitors to the Show are not permitted in these areas during these times.

## GENERAL INFORMATION – ALL LIVESTOCK SECTIONS

**SHOW HERD NUMBER – SHEEP 799998**

**SHOW HERD NUMBER – GOATS S09001G**

**SHOW HERD NUMBER – PIGS S09001P**

## CORRECT DRESS/ASSISTANTS – CATTLE, SHEEP GOATS AND PIGS

Exhibitors are particularly requested to provide plain white coats or breed regulation dress for all persons attending their animals in the judging rings or in parades. Reference to a sponsor or the herd shown will only be permitted on the breast pocket of white coats. White coats are obligatory for sheep and goat exhibitors.

**Young Exhibitors.** All handlers under 14 on the day of the Show and exhibiting in a class other than a class of young handlers must provide a certificate of competence signed by his/her parent or qualified person. A copy of this certificate will be included in your exhibitors pack.

## FEEDING BEDDING LIVESTOCK

The Society does not take charge of or feed any livestock. Hay will not be supplied by the Society. Exhibitors should arrange their own supply of fodder.

**Equestrian & Farm Feeds, Lisburn – available on site during Show**

**Tel: 028 92677 640**      [www.ellisburn.com](http://www.ellisburn.com)



Some feed supplies will be available to buy on-site. Orders can be placed from their unit located within the stable area or ordered in advance and delivered to you at the Show for your animals staying onsite or for after the Show.

Sheep, Pigs, and Goat pens are all pre-bedded. Straw is available each morning for re-bedding. On Monday 12 May and Tuesday 13 May, cattle exhibitors should use their straw tickets in their pack, which allows one bale per stall between the hours of 12 noon – 8pm. Additional limited supplies of straw will be available at the back of the Logan Hall each show day morning.

All areas adjacent to your stables or pens should be cleared of soiled straw. This should be taken to the designated areas provided before 8am in the morning.

## CUPS & TROPHIES

All cups and trophies in the possession of the Society are available to be claimed by winners but cannot be collected until after the council meeting succeeding the Show, subject to satisfactory security. All such cups and trophies must be returned to the RUAS Office, Balmoral Park at least 2 weeks before the next Show. Returned cups and trophies should be cleaned and in good condition.

A number of cups and trophies are presented by breed clubs and other donors. These can be claimed from the appropriate organisation.

## STALL & PEN ALLOCATION

The moving of stalls/pens names by exhibitors to a different location is strictly prohibited. Any problems with stalling should be discussed with Karen Hughes in the Show Office.

## STAYING ON SITE

There are a limited number of caravan sites available during the Show for livestock exhibitors. Pitches can be booked with your car parking online or via the order form. Electrical hook-up is included in the price of the caravan site.

Only exhibitors /stock attendants with wristbands can stay on site and/or in the caravan park. Separate rules and regulations are available for the caravan park and must be adhered to. (See also code of conduct).

**PLEASE NOTE THAT YOU ARE NOT PERMITTED TO SLEEP IN LIVESTOCK TRAILERS IN THE TRAILER PARK.**

## TOILETS & SHOWERS

From Monday before the show, toilets and showers will be open adjacent to the cattle accommodation, sheep shearing accommodation, and in the equine stable area. Disabled toilets are located adjacent to all toilet blocks.

## BABY CHANGING FACILITIES

Located adjacent to Public Entrance 1. See the show map for locations.

## CATERING ON SITE

### Pre-Show Catering

A food unit will be open onsite from Saturday 10 May.

Spar Shop, Balmoral Bistro, and a number of fast-food units are open from Monday, 12 May.

The Catering Unit at the side of Logan Hall is open from 12 noon on Tuesday, 13 May.

### Show days

There are various fast-food options available throughout the Show.



**Genomics decoded to assist herd management.**



## FIRST AID FACILITIES

- Eikon Exhibition Centre - First Aid Room
- Beside Arena 2 (Ambulance)
- Park Centre East (located beside the members enclosure)
- Beside Arena (Ambulance)
- A team of paramedics and a doctor are also on duty.

## ATM'S

ATMs are located in the Ulster Bank marquee at the Arena and in the Eikon Shopping Village.

## SPEED LIMIT

Extreme care must be taken when driving vehicles in and around the Show site. A speed limit of 5mph will be always in operation.

## GAS / ELECTRIC SAFETY

In accordance with the health and safety executive guidance Note PM32 it is a requirement that all portable apparatus is checked for electrical safety (PAT tested) and provided with an electrical safety certificate. Any appliance without a PAT test certificate will be tested by the Show electrician and must be removed if it fails the test. Trailing electrical cables are also identified as being a major safety hazard and their use across aisles is prohibited.

Please do not bring kettles, microwaves, or any other similar electrical equipment to the livestock stalling areas. Apart from being a fire and safety hazard, disruption to power supplies is inevitable due to the overloading of temporary circuits by such items.

The use of gas stoves for food preparation is prohibited in the livestock areas, as this constitutes a serious fire risk. The use of generators is also strictly prohibited.

## COMPLAINTS PROCEDURE

Should for any reason you have a complaint during the Show please ensure that you contact Rhonda Geary, Operations Director in the Show Office. Complaints forms are available from the Show Office.

## SECURITY PRECAUTIONS

Unattended tack boxes should always be locked.

Communication arrangement – In the event of an emergency, an announcement informing the public and exhibitors of the emergency situation and the actions to be taken will then be broadcast over the public address system.

In the event of the public address system not being available for use information will be conveyed using loud hailers.

On receiving instructions to evacuate do not attempt to take your animals with you. Ensure they are securely stalled and leave as requested.

## ROLES & RESPONSIBILITIES OF EXHIBITORS

Whilst the Society has a major responsibility it must be stressed that exhibitors have an equal responsibility, and the Council hopes that all exhibitors will treat this responsibility seriously and so minimise the risk of accident and injury. In essence, this comes down to common sense, but a number of specific regulations are included in the prize schedule, and this manual and additionally other specific arrangements are advised separately to exhibitors as part of their general instructions.

- Being alert to obstructions or hazards that may lead to slip, trip and fall, or other accidents – particularly electric cables.
- Competent persons to lead livestock.
- No children in unauthorised areas or close to livestock where an accident can occur.
- No vehicles or livestock movements in unauthorised areas.

It is also recognised that all trade or stock exhibitors at agricultural events organised by the Society have a responsibility for their personal safety and a duty of care to their fellow exhibitors and to any other person (including the public) who has reason to be on the premises.

This responsibility includes: -

- The duty to comply with safety instructions and directions as included in the rules and regulations and instructions to exhibitors for the various events.
- The duty to refrain from wilful misuse or interference with anything provided in the interests of health, safety, and welfare and any action that might endanger themselves or others.
- The duty to use properly the means and facilities provided for health, safety and welfare.
- The duty to ensure that, where appropriate, the necessary safety instructions are passed on to all other persons who may be involved with the exhibit at any time during the event.

## INSURANCE

Exhibitors are required to provide their own insurance against fire, theft and other appropriate risk not only with regards to their own property but also against any third-party claims.

Every exhibitor must have Public Liability Insurance (we recommend a minimum of 5 million GBP cover however independent advice should be sought from your Insurance Broker) and should bring a copy of their certificate of insurance with them.

Acceptance of the previous two provisions shall be a condition of entry.

Each exhibitor shall be solely responsible for any consequential or other loss, injury, or damage done to, occasioned by, or arising from any animals or item exhibited by him whether or not due to the negligence of the Society or any of its servants, agents, sub-contractors or other entrants, exhibitors or invitees and for its description as given in the catalogue.

In no case will the Society be responsible for the safe delivery or dispatch of exhibits.

Exhibitors shall indemnify the Society against all legal proceedings in regard thereto.



**Taking positive action  
on Johne's Disease.**



## CODE OF CONDUCT FOR EXHIBITORS STAYING ON SITE

- Only those who are attending to animals and have valid wristbands will be permitted to stay on site after Show hours. This will be policed and those without wristbands will be removed from the site.
- Exhibitors are not permitted to drink alcohol in the stable area.
- You must always act responsibly and refrain from any act which would endanger you or others or animals.
- You are not permitted to handle stock other than your own unless you have the permission of the owner.
- You must stay within your own area and not interfere with any other livestock or trade stand.
- Security has the right to remove anyone from the Showgrounds if they are behaving in an inappropriate manner.
- Vehicles are not permitted to move around the Showgrounds after 8pm.
- You must respect the property of others.
- If you are found to have caused any damage to the property of the RUAS or any other exhibitors at the Show you will be liable for all costs.
- Anti-social behaviour will not be tolerated and will be referred to the PSNI.
- Any exhibitor attempting to show stock whilst intoxicated will be prohibited from the judging ring.
- Fractious animals will also be prohibited from the judging ring and/or parades.
- Exhibitors who wilfully ignore instructions may find that they will be barred from exhibiting at future shows organised by the Society.
- Anyone found to be in breach of these rules will be banned from the Showgrounds for the remainder of the Show and for future years



**We offer shuttle hire  
for robotic milking.**







# Giving farmers a helping hand

We're proud to have supported  
agri businesses for almost 200 years.  
Find out how we could help yours.

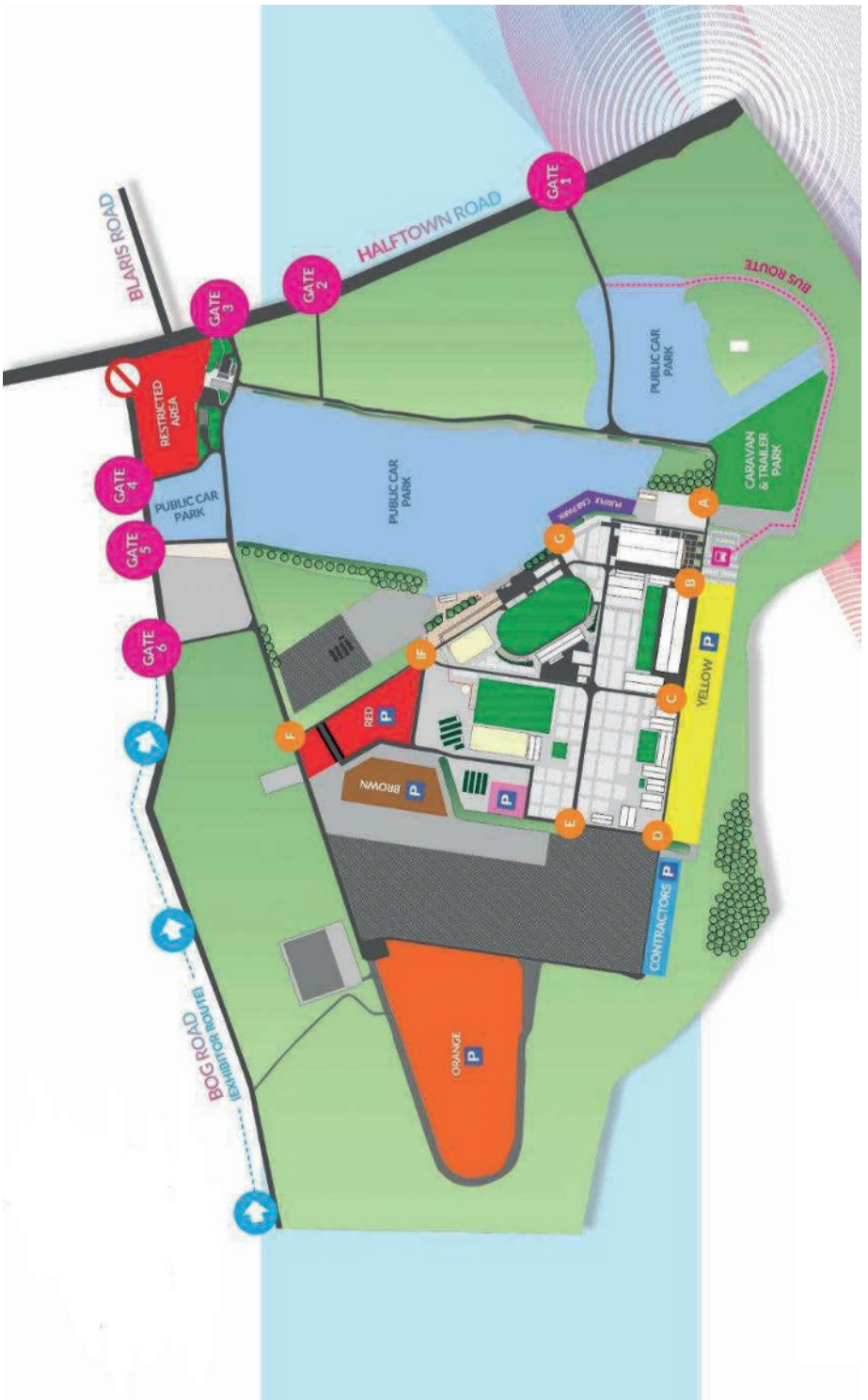
Search **Ulster Bank** agriculture

TOMORROW BEGINS TODAY

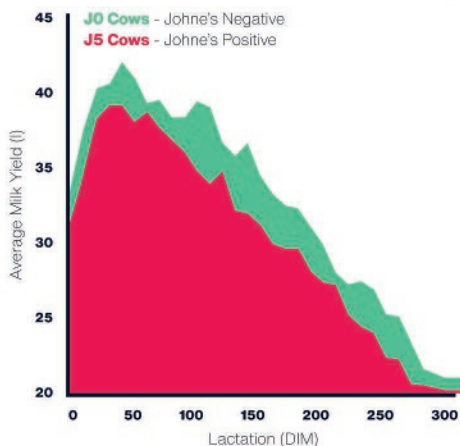


Ulster Bank


# GATES AND CAR PARK MAP



# Take positive action on **Johne's**



A Johne's J0 Negative cow will produce about **800 litres more milk** than a Johne's J5 Positive cow over an average 305-day lactation.



We are able to provide a Johne's testing scheme to suit all dairy farmers. Work with your vet to make sure you are on the right scheme and you are getting the most out of the results. If you milk record we can use those samples for Johne's testing, saving time and money, and if not we can provide easy milk sampling kits.

CONTACT CUSTOMER SERVICES:  
03330 043043 | CUSTOMERSERVICES@NMRP.COM

**J** ACTION **HNE'S**  
Supported by NMRP

The logo for NMR (National Milk Recording) is displayed in white text on a dark blue rectangular background. The letter 'O' in 'NMR' is stylized with a circular arrow around it. The background of the entire page features a top-down view of a robotic milking shuttle, which is a metal tray containing a grid of small circular compartments. The shuttle is shown at an angle, revealing its internal components, including a pressure gauge and various mechanical parts. The image is overlaid with several semi-transparent, colorful rectangular blocks in shades of yellow, green, red, blue, and black, creating a modern, abstract design.

# Shuttle Hire

## for Robotic Milking

A comprehensive and convenient shuttle hire service for DeLaval, Lely or Fullwood\* milking systems, our Ori Collector Shuttles enable farmers to test for pregnancy, SCC and Johne's disease. Our team will oversee the entire process. Please contact the NMR team to arrange a suitable date. The Shuttle Hire service can be booked on an ad hoc basis, or we can include it with your regular milk recording.

CONTACT CUSTOMER SERVICES:  
03330 043043 | [CUSTOMERSERVICES@NMRP.COM](mailto:CUSTOMERSERVICES@NMRP.COM)

*Exhibitors*  
**FRIDAY  
FLING**

IN ASSOCIATION WITH  
**Downtown**  
THE HOME OF GREAT MUSIC



**BALMORAL  
SHOW 2025**  
14<sup>TH</sup> - 17<sup>TH</sup> MAY



Ulster Bank

**FRIDAY 16TH MAY 2025 | 8PM**

**BALMORAL BISTRO (BESIDE SHEEP PAVILLION)**

**THIS IS A FREE EVENT FOR ALL EXHIBITORS STAYING ON SITE**

**ENTERTAINMENT PROVIDED BY DOWNTOWN RADIO**



**BALMORAL  
SHOW 2025  
14<sup>TH</sup>-17<sup>TH</sup> MAY**



LET'S GET SOCIAL



#BalmoralShow